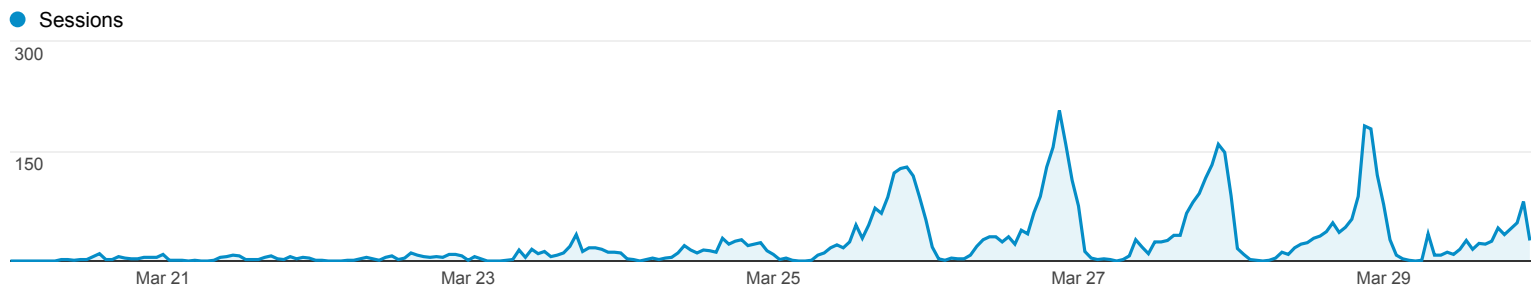


# Audience Overview

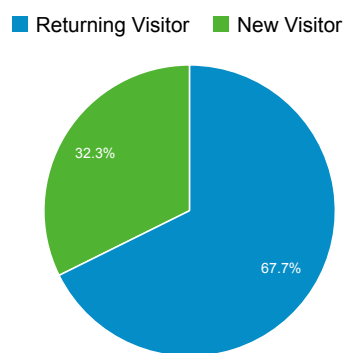
Mar 20, 2015 - Mar 29, 2015

All Sessions  
100.00%

Overview



<b>Sessions</b> 5,937 	<b>Users</b> 1,957 	<b>Pageviews</b> 10,602 
<b>Pages / Session</b> 1.79 	<b>Avg. Session Duration</b> 00:03:50 	<b>Bounce Rate</b> 75.80% 
<b>% New Sessions</b> 32.31% 		



Language	Sessions	% Sessions
1. en-us	5,820	98.03%
2. (not set)	46	0.77%
3. en	19	0.32%
4. en-gb	14	0.24%
5. fr-fr	11	0.19%
6. es-es	10	0.17%
7. en-ca	7	0.12%
8. de-de	5	0.08%
9. nl-nl	3	0.05%
10. it-it	1	0.02%

Mar 20, 2015 - Mar 29, 2015

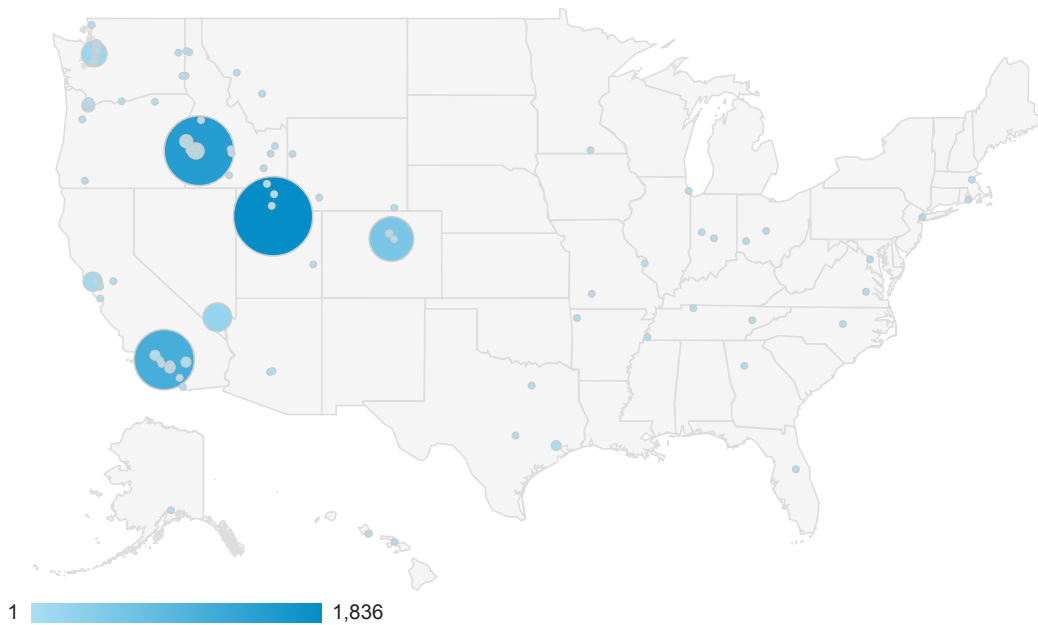
# Location

ALL » COUNTRY: United States

All Sessions  
98.97%

Map Overlay

Site Usage



City	Sessions	Pages / Session	Avg. Session Duration	% New Sessions	Bounce Rate
	<b>5,876</b> % of Total: 98.97% (5,937)	<b>1.79</b> Avg for View: 1.79 (0.21%)	<b>00:03:52</b> Avg for View: 00:03:50 (0.67%)	<b>32.01%</b> Avg for View: 32.31% (-0.91%)	<b>75.75%</b> Avg for View: 75.80% (-0.06%)
1. <a href="#">Salt Lake City</a>	<b>1,836</b> (31.25%)	1.66	00:04:55	23.75%	73.09%
2. <a href="#">Boise</a>	<b>1,469</b> (25.00%)	1.91	00:02:44	47.86%	80.12%
3. <a href="#">Los Angeles</a>	<b>1,102</b> (18.75%)	1.76	00:04:17	22.41%	70.60%
4. <a href="#">Denver</a>	<b>551</b> (9.38%)	1.58	00:03:29	25.77%	78.22%
5. <a href="#">Paradise</a>	<b>220</b> (3.74%)	1.65	00:04:45	22.27%	73.18%
6. <a href="#">Seattle</a>	<b>182</b> (3.10%)	1.25	00:02:00	34.62%	82.42%
7. <a href="#">San Francisco</a>	<b>108</b> (1.84%)	1.38	00:04:23	30.56%	80.56%
8. <a href="#">Meridian</a>	<b>63</b> (1.07%)	1.59	00:02:47	46.03%	76.19%
9. <a href="#">Portland</a>	<b>41</b> (0.70%)	1.10	00:00:11	78.05%	90.24%
10. <a href="#">Ontario</a>	<b>33</b> (0.56%)	17.97	00:17:38	21.21%	42.42%

Rows 1 - 10 of 99